

GARRECO SALES REP HELPER TOOL

The Sales Rep Helper Tool was designed to be used on any browser and is optimized for mobile use on a smart phone or tablet. Instructions on how to save the Sales Rep Helper Tool to the Home Screen on your smart phone or tablet for both an Apple iPhone and an Android smart phone are shown below.


HOW TO CREATE A BOOKMARK ON YOUR SMART PHONE/TABLET HOME SCREEN

For quick reference, you can easily save the Sales Rep Helper Tool to the Home Screen on your smart phone or tablet. This bookmark will look like any other app on your phone and will launch the Garreco Sales Rep Helper Tool when touched. The following tutorials show how to save this bookmark on either an iPhone or Android smart phone or tablet.

FOR APPLE IPHONE, SAFARI BROWSER (VERSION IOS 11.0 AND UP)

FOR USERS WITH iOS BELOW 11.0: These instructions were tested on iOS 7.1.2 in addition to 11.0 and the steps were essentially the same. The only change is the “Go” button is called “return” on the older version of the iOS software. If you are using an older version of iOS you should be able to still follow along to bookmark the Garreco Sales Rep Helper Tool.

1. To create a bookmark on your iPhone Home Screen for easy future reference, you will first need to launch the Safari browser. To start, touch the Safari icon on your iPhone.



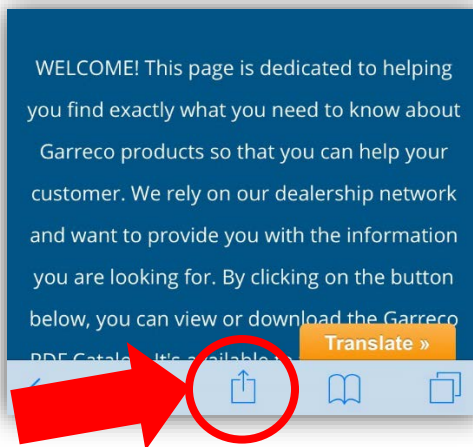
- In the top of the Safari browser, type in the following website address: www.garreco.com/sales-rep-helper

Then touch the “Go” button in the bottom right-hand corner of Safari. Note: You can also click on the link above if you are reading these instructions on your smart phone.

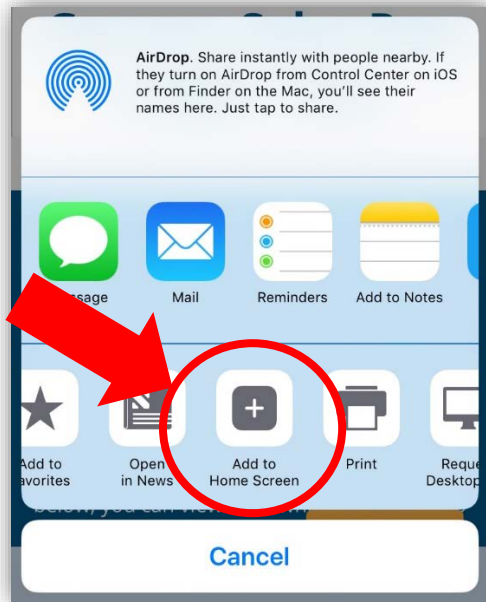


- Once the Garreco Sales Rep Helper Tool page has loaded, you will be able to save it to your desktop for quick access in the future. To do this, click on the “Action” icon centered in the very bottom of your screen.

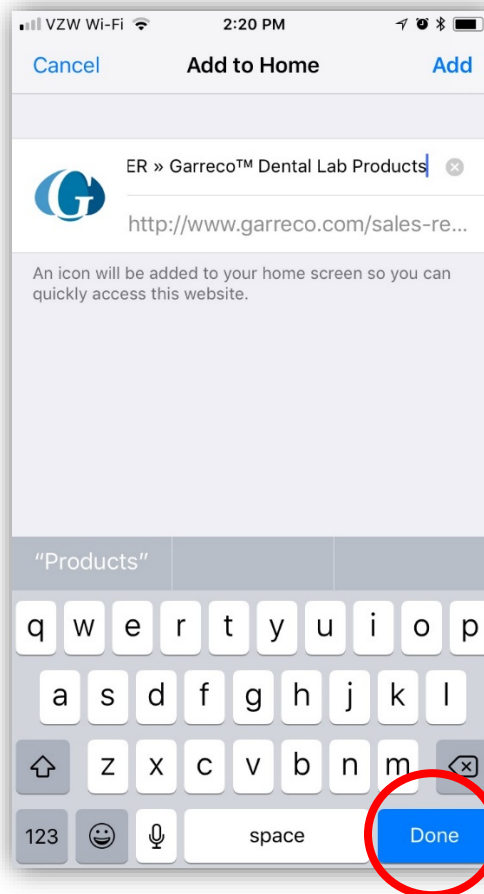
The “Action” icon looks like a square with an arrow coming out of the top of it and pointing upwards.




- A new screen will pop up and give you several choices of actions you can take. Use your finger to scroll towards the left until you see the icon that says, “Add to Home Screen” and then touch the “Add to Home Screen” icon. Note: The “Add to Home Screen” icon looks like a plus sign.



5. Safari will then ask you to confirm/rename your new shortcut. The default name will be "Sales Rep Helper » Garreco™ Dental Lab Products". Touch "Done" when you are finished.

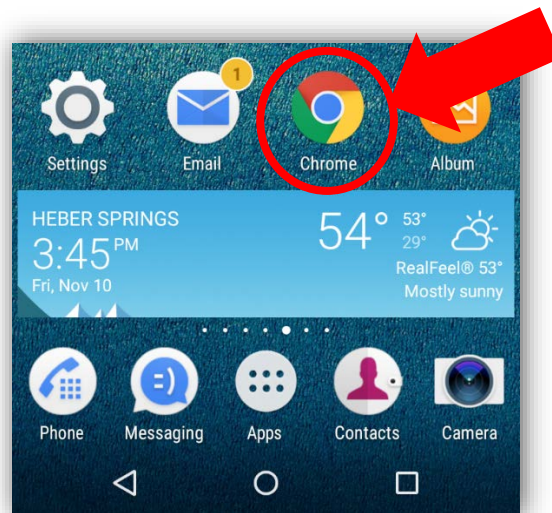


6. Congratulations! You should now have the Garreco Sales Rep Helper Tool saved on your Home Screen.



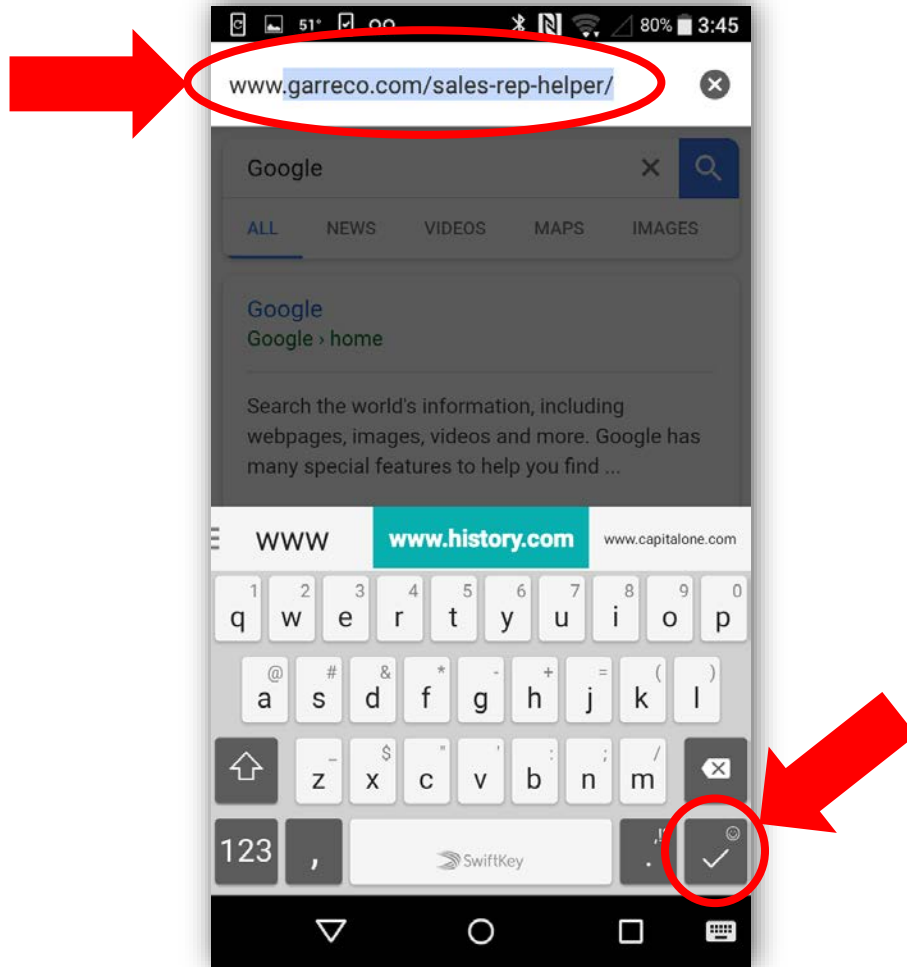
FOR ANDROID PHONES, CHROME BROWSER (VERSION 5.0 LOLLIPOP AND UP)

1. To create a bookmark on your Android phone's Home Screen, you will first need to launch the Chrome browser. To start, touch the Chrome icon on your smart phone.

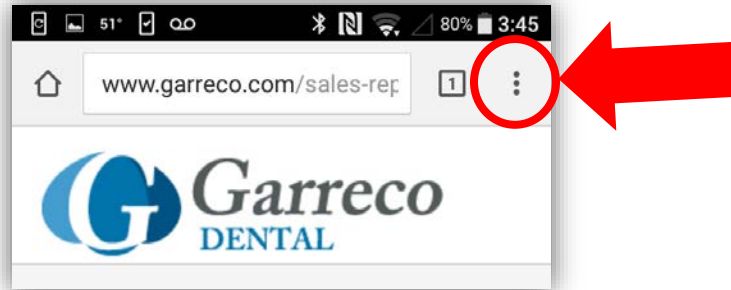


- In the top of the Chrome browser, type in the following website address: www.garreco.com/sales-rep-helper

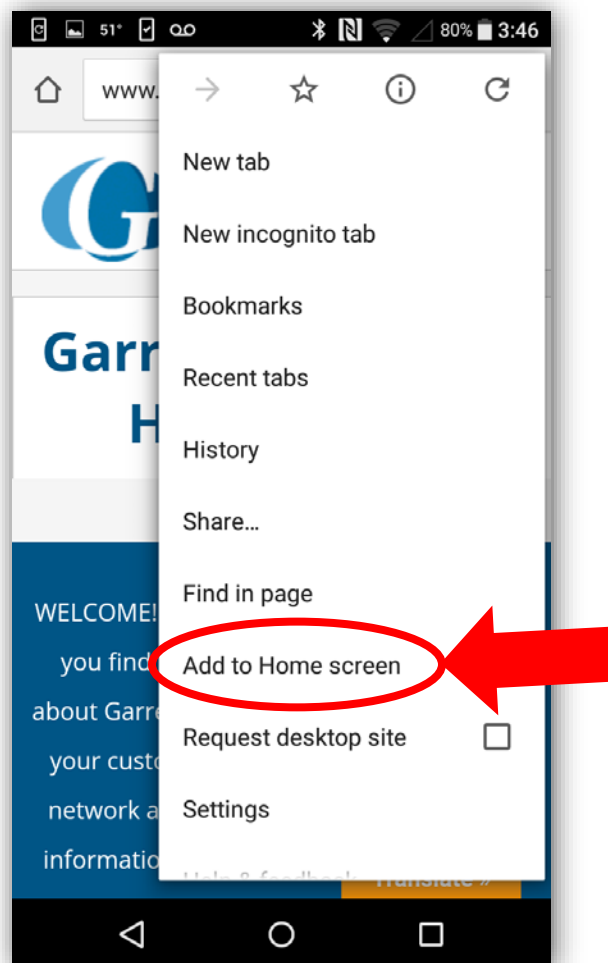
Then touch the “Checkmark” button in the bottom right-hand corner of Chrome.



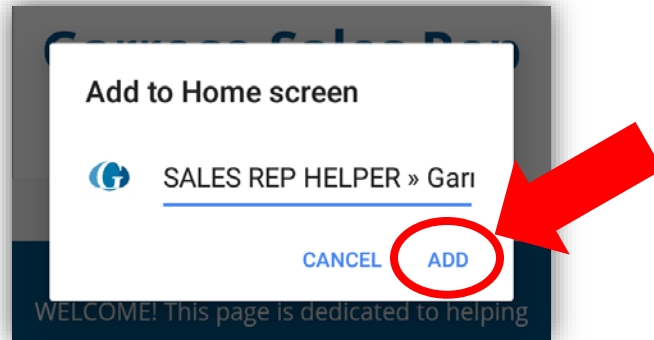
3. Once the Garreco Sales Rep Helper Tool page has loaded, you will be able to save it to your desktop for quick access in the future. To do this, click on “Horizontal Ellipses” icon (the three dots) located in the top right-hand corner of your browser screen. Note: The icon with three dots is also known as the “Hamburger” or “Hot Dog” icon.



4. After pressing the Horizontal Ellipses, a menu will open. Touch “Add to Home screen” to select it.



5. Your smartphone will not ask you to confirm your bookmark. Touch “Add” to save this bookmark to your Home screen.



6. Congratulations! You should now have the Garreco Sales Rep Helper Tool saved on your Home Screen.

